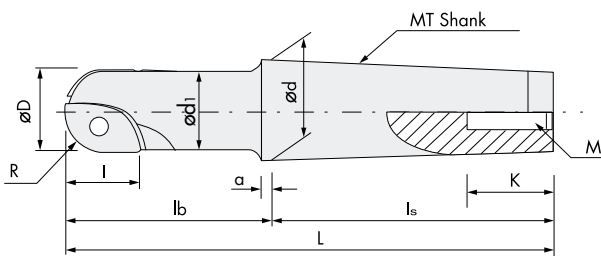



Indexable Milling Tools

BCF-MT | Roughing Ball - MT Shank

Q max High Efficient	▽ Roughing	▽▽ Semi-Finishing	HRC 50	No. of Teeth 2
--------------------------------	----------------------	-----------------------------	------------------	--------------------------



R	±0.05
ØD	0/-0.15

ID Code	Item Code	Flutes	ØD	R	l	MT	L	lb	ls	Ød	Ød1	a	K	M	Inserts x1	Inserts x1	Inserts x2
FH443	BCF-20MT2	2	20	10	18	MT2	129	65	64	17.78	19	5	24	M10	ZCEW100CE*	ZCEW100SE*	
FH444	BCF-25MT3		25	12.5	23	MT3	166	85	81	23.825	24		28	M12	ZCEW125CE*	ZCEW125SE*	
FH445	BCF-32MT4		32	16	28	MT4	217.5	115	102.5	31.267	30.6	6.5	32	M16	ZCET160CE	ZCET160SE	
FH446	BCF-40MT5		40	20	50	MT5	226	96.5	129.5	44.399	38.6		40	M20	ZCEW200CE	ZCEW200SE	CPMT090308

* or ZCET

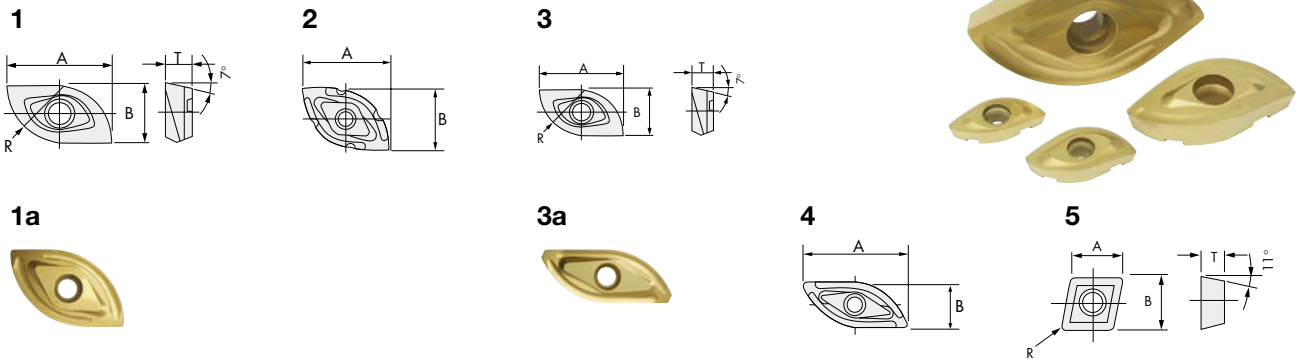
Inserts: p. 11



Parts	Clamp Screw		Clamp Screw Peripheral Insert		Wrench		Wrench Peripheral Insert	
Body	ID-Code	Item-Code	ID-Code	Item-Code	ID-Code	Item-Code	ID-Code	Item-Code
BCF-20MT2	ET034	261-141			ET011	104-T10		
BCF-25MT3	ET035	262-141			ET012	104-T15		
BCF-32MT4	ET036	263-141			ET014	105-T20		
BCF-40MT5	ET150	571-141A	ET035	262-141	ET167	105-T30A	ET012	104-T15

Indexable Milling Tools

INSERTS | Roughing Ball



ID Code	Item Code	Grade	C-Coated		G-Coated	R	I(A)	T	W(B)	Figure
			CY250	CY9020	HC844					
WF583	ZCET100CE	CY9020		■		10	18.3	4.74	10	1a
WF132	ZCEW100CE	HC844			■					1
WF588	ZCET100SE	CY9020		■			16.7	4.24	8.1	3a
WF135	ZCEW100SE	HC844			■					3
WF584	ZCET125CE	CY9020		■		12.5	23.1	6.1	12.3	1a
WF138	ZCEW125CE	HC844			■					1
WF589	ZCET125SE	CY9020		■			20.8	5.4	9.3	3a
WF141	ZCEW125SE	HC844			■					3
WF585	ZCET150CE	CY9020		■		15	28.3	7.59	14.9	1a
WF144	ZCEW150CE	HC844			■					1
WF590	ZCET150SE	CY9020		■			25.7	7.09	11.8	3a
WF147	ZCEW150SE	HC844			■					3
WF586	ZCET160CE	CY9020		■		16	28.8	7.45	15.4	1a
WF539	ZCET160CE	HC844			■					1a
WF591	ZCET160SE	CY9020		■			26.3	6.96	12.4	3a
WF540	ZCET160SE	HC844			■					3a
WF514	ZCEW200CE	HC844			■	20	35.4	8	20.1	1
WF515	ZCEW200SE	HC844			■		31.9	7	15.7	3
WF587	ZCET250CE	CY250	■			25	38.8		26	2
WF512	ZCET250CE	HC844			■					45.03
WF592	ZCET250SK	CY250	■				18.95	4		
WF513	ZCET250SK	HC844			■					
WF025	CPMT080204	HC844			■	0.4	7.94	2.38	7.94	5
WF034	CPMT090308	HC844			■	0.8	9.525	3.18	9.525	5
WF041	CPMT120408	HC844			■	0.8	12.7	4.76	12.7	5

■ = Available insert and grade combination